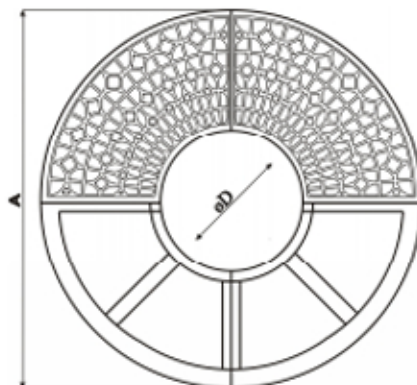
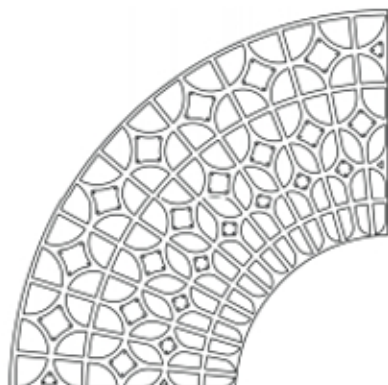
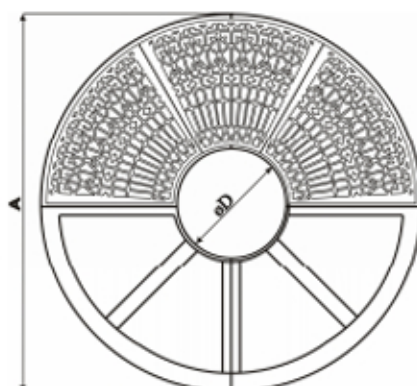



Mříže celolitínové s rámem

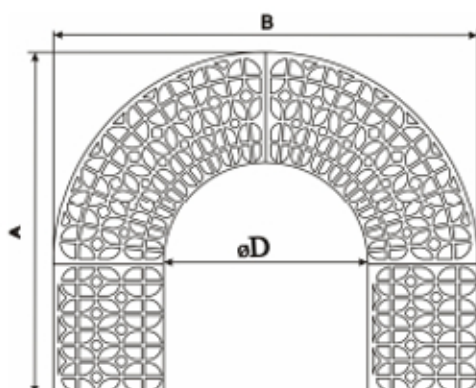


k.č.	A	$\varnothing D$
6000	1800	700
6005	1750	400

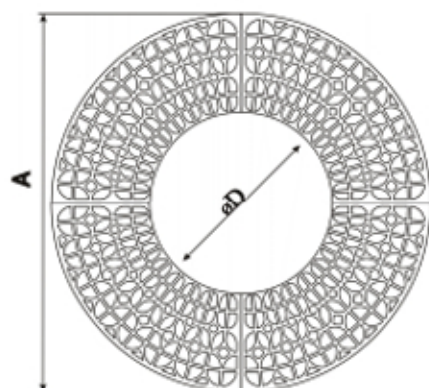


k.č.	A	$\varnothing D$
6010	1810	960
6015	1805	465

Celolitínová samonosná stavebnicová



k.č.	A	B	$\varnothing D$
6117	1360	1920	660
6119	1360	1920	880



k.č.	A	$\varnothing D$
6118	1920	660
6120	1920	880